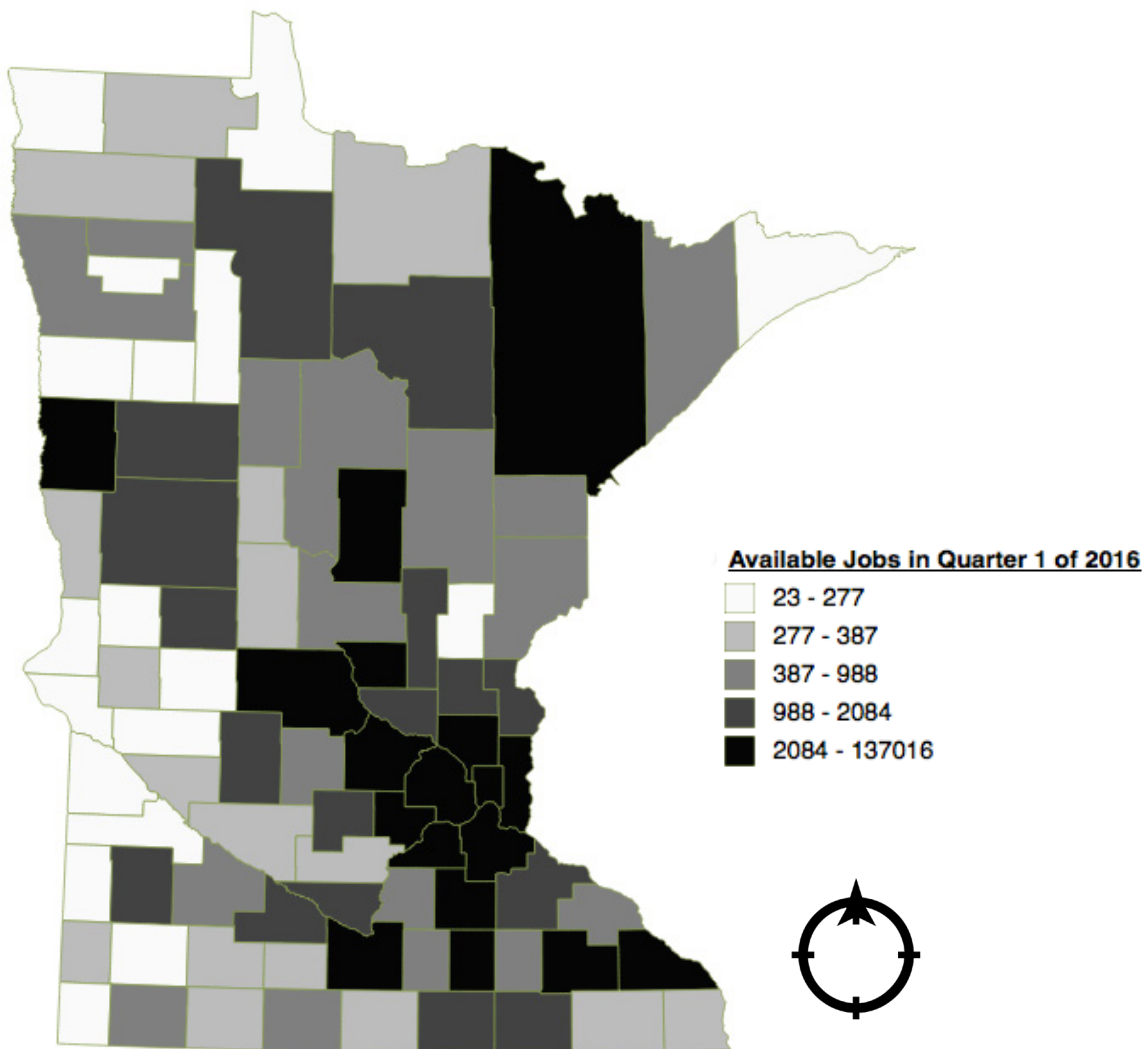




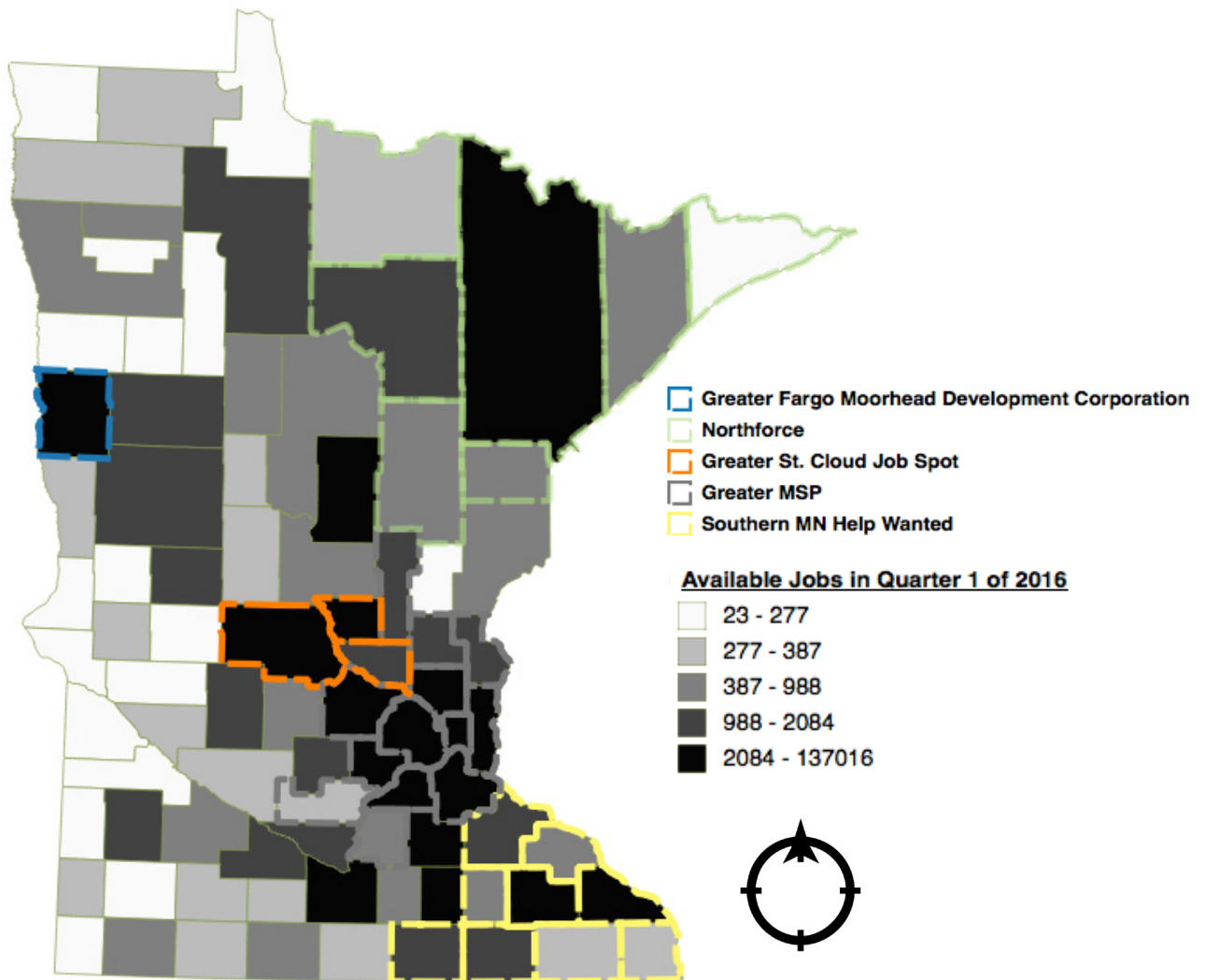
# Real-Time Talent

## Online Job Postings in Minnesota by County First Quarter of 2016



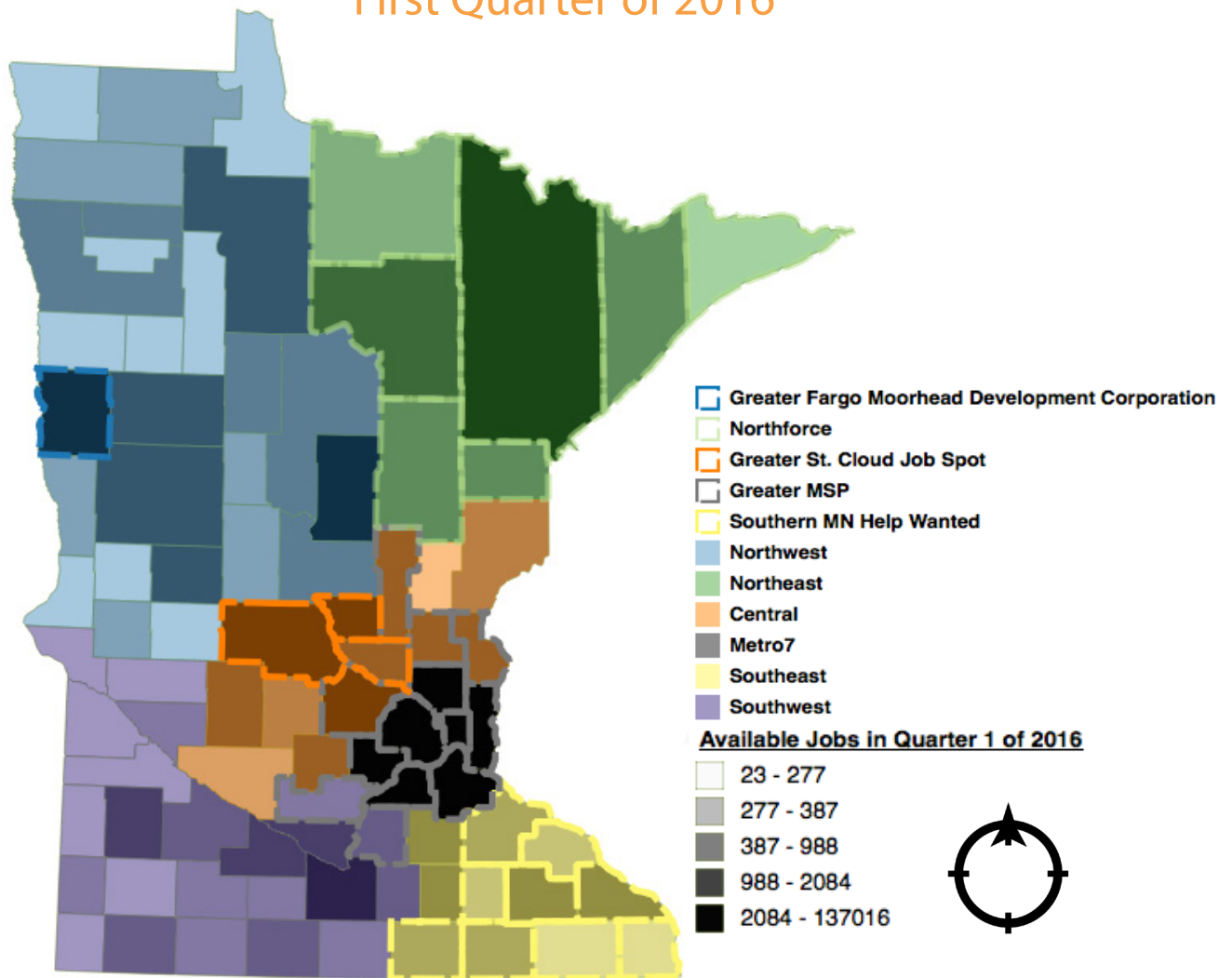
Real-time online job postings available through direct employers between 1/1/2016 and 3/29/2016 (excludes staffing firms, anonymous and duplicate postings). Accessed 4:00pm on 3/29/2016 at [www.wantedanalytics.com](http://www.wantedanalytics.com).

## Online Job Postings and Regional Job Banks in Minnesota First Quarter of 2016



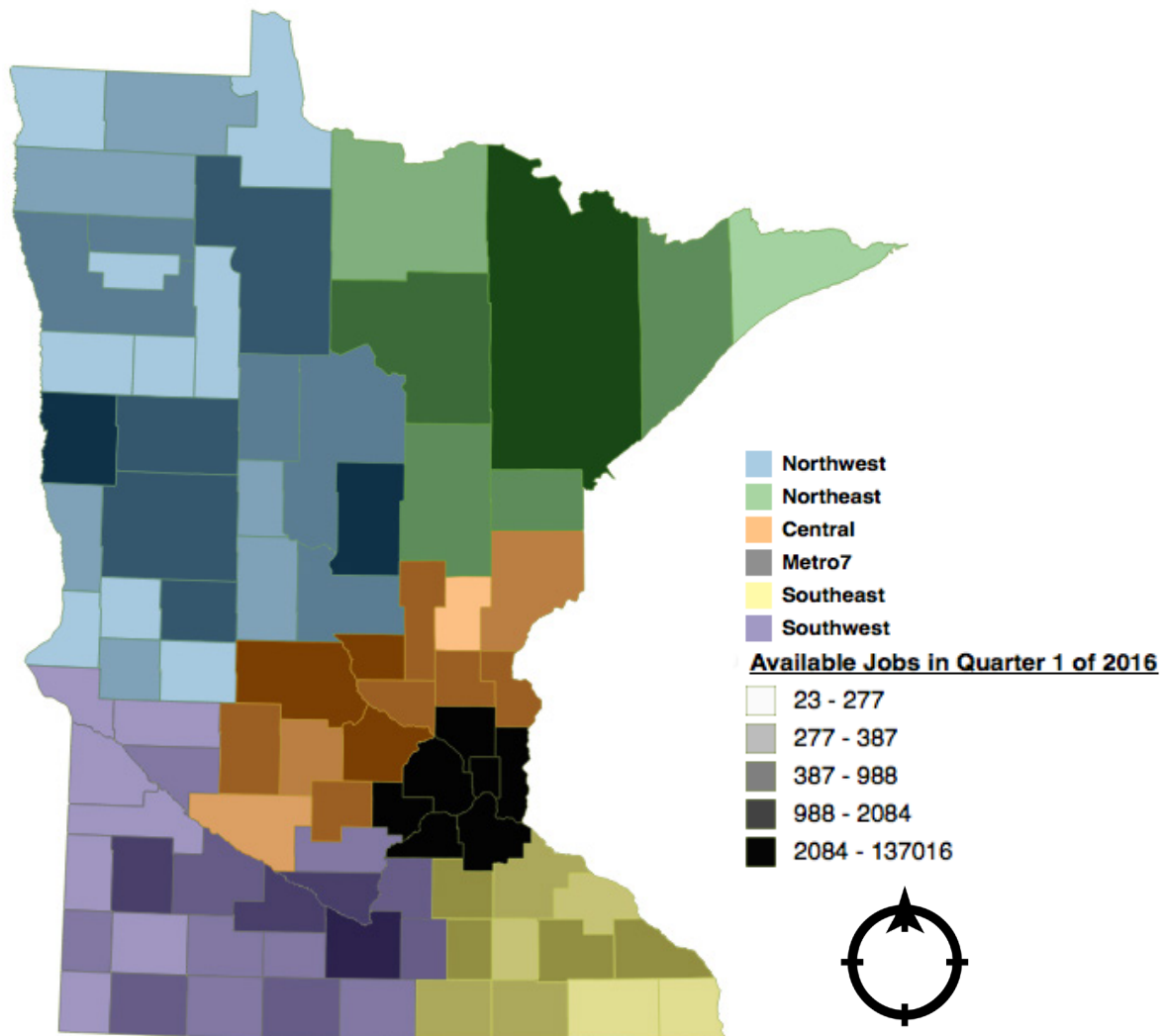
Real-time online job postings available through direct employers between 1/1/2016 and 3/29/2016 (excludes staffing firms, anonymous and duplicate postings). Accessed 4:00pm on 3/29/2016 at [www.wantedanalytics.com](http://www.wantedanalytics.com). Regional job banks may not be exhaustive.

## Online Job Postings and Regional Job Banks in Minnesota's 6 Economic Regions First Quarter of 2016



Real-time online job postings available through direct employers between 1/1/2016 and 3/29/2016 (excludes staffing firms, anonymous and duplicate postings). Accessed 4:00pm on 3/29/2016 at [www.wantedanalytics.com](http://www.wantedanalytics.com). Regional job banks may not be exhaustive. The six regions identified are in alignment with MnSCU's identified regions, <http://www.iseek.org/mncareers/>

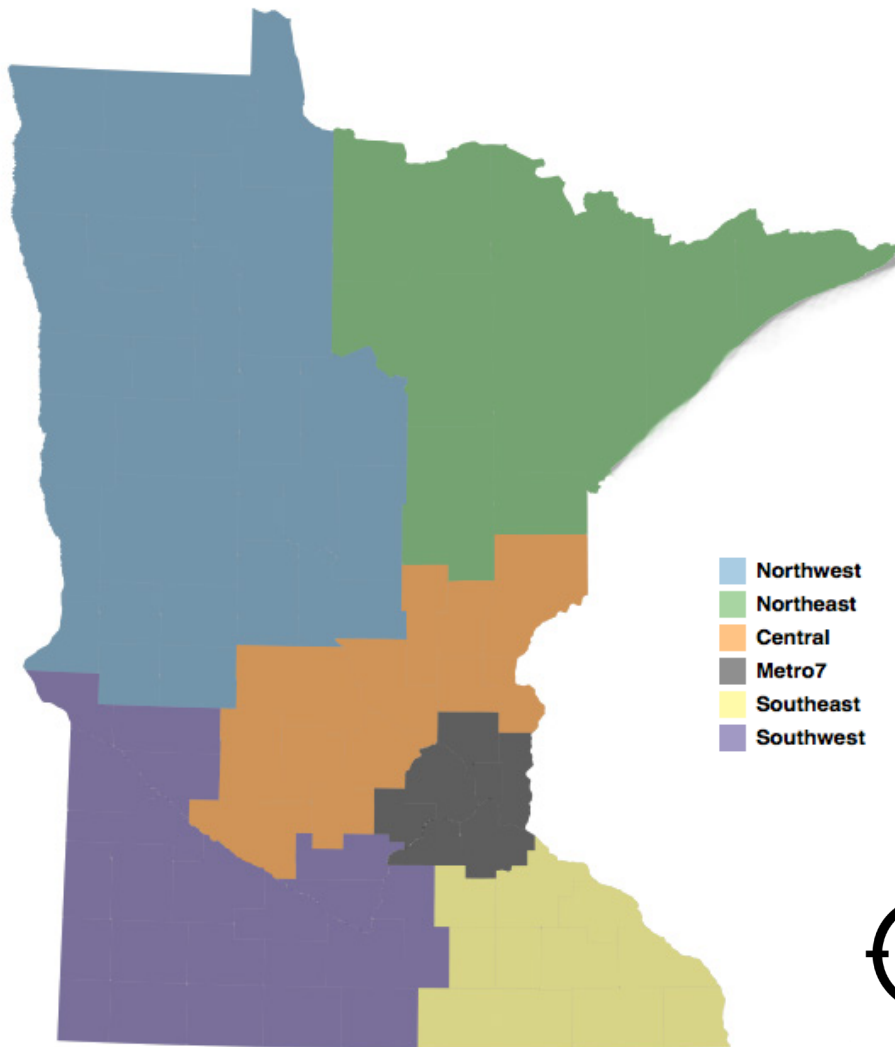
## Online Job Postings in Minnesota's 6 Economic Regions First Quarter of 2016



Real-time online job postings available through direct employers between 1/1/2016 and 3/29/2016 (excludes staffing firms, anonymous and duplicate postings). Accessed 4:00pm on 3/29/2016 at [www.wantedanalytics.com](http://www.wantedanalytics.com). The six regions identified are in alignment with MnSCU's identified regions, <http://www.iseek.org/mncareers/>

## Minnesota's 6 Economic Regions First Quarter of 2016

Minnesota Initiative  
Foundation (MIF) Regions



Real-time online job postings available through direct employers between 1/1/2016 and 3/29/2016 (excludes staffing firms, anonymous and duplicate postings). Accessed 4:00pm on 3/29/2016 at [www.wantedanalytics.com](http://www.wantedanalytics.com). The six regions identified are in alignment with MnSCU's identified regions, <http://www.iseek.org/mncareers/>

## Online Job Postings in Minnesota by County

| County                | Q1 2015 | Q1 2016 | % Change |
|-----------------------|---------|---------|----------|
| Hennepin County, MN   | 104052  | 137016  | 32%      |
| Ramsey County, MN     | 29155   | 41846   | 44%      |
| Dakota County, MN     | 14865   | 19491   | 31%      |
| St. Louis County, MN  | 9311    | 12385   | 33%      |
| Anoka County, MN      | 7954    | 10129   | 27%      |
| Olmsted County, MN    | 7170    | 9465    | 32%      |
| Washington County, MN | 6561    | 8670    | 32%      |
| Benton County, MN     | 6072    | 8123    | 34%      |
| Scott County, MN      | 4218    | 5557    | 32%      |
| Blue Earth County, MN | 3544    | 4818    | 36%      |
| Carver County, MN     | 3658    | 4546    | 24%      |
| Wright County, MN     | 3182    | 4058    | 28%      |
| Crow Wing County, MN  | 2373    | 3022    | 27%      |
| Stearns County, MN    | 2149    | 2785    | 30%      |
| Rice County, MN       | 2029    | 2688    | 32%      |
| Winona County, MN     | 1843    | 2329    | 26%      |
| Steele County, MN     | 1675    | 2152    | 28%      |
| Clay County, MN       | 1582    | 2121    | 34%      |
| Beltrami County, MN   | 1450    | 1935    | 33%      |
| Kandiyohi County, MN  | 1570    | 1877    | 20%      |
| Sherburne County, MN  | 1379    | 1774    | 29%      |
| Otter Tail County, MN | 1219    | 1712    | 40%      |
| Lyon County, MN       | 1170    | 1672    | 43%      |
| Douglas County, MN    | 1344    | 1663    | 24%      |
| Goodhue County, MN    | 1333    | 1623    | 22%      |
| Nicollet County, MN   | 976     | 1543    | 58%      |
| Chisago County, MN    | 1104    | 1510    | 37%      |
| Brown County, MN      | 986     | 1376    | 40%      |
| McLeod County, MN     | 1095    | 1315    | 20%      |
| Mower County, MN      | 1038    | 1292    | 24%      |
| Becker County, MN     | 1051    | 1201    | 14%      |
| Itasca County, MN     | 897     | 1193    | 33%      |
| Freeborn County, MN   | 870     | 1137    | 31%      |
| Mille Lacs County, MN | 800     | 1029    | 29%      |
| Isanti County, MN     | 793     | 991     | 25%      |
| Polk County, MN       | 663     | 983     | 48%      |
| Carlton County, MN    | 674     | 978     | 45%      |
| Nobles County, MN     | 695     | 944     | 36%      |
| Morrison County, MN   | 677     | 850     | 26%      |
| Le Sueur County, MN   | 596     | 805     | 35%      |
| Pine County, MN       | 576     | 691     | 20%      |
| Waseca County, MN     | 407     | 689     | 69%      |
| Dodge County, MN      | 505     | 684     | 35%      |
| Martin County, MN     | 511     | 669     | 31%      |

## Online Job Postings in Minnesota by County (Continued)

|                              |     |     |      |
|------------------------------|-----|-----|------|
| Aitkin County, MN            | 218 | 585 | 168% |
| Pennington County, MN        | 466 | 581 | 25%  |
| Meeker County, MN            | 413 | 513 | 24%  |
| Wabasha County, MN           | 415 | 479 | 15%  |
| Lake County, MN              | 282 | 419 | 49%  |
| Cass County, MN              | 251 | 404 | 61%  |
| Redwood County, MN           | 305 | 399 | 31%  |
| Hubbard County, MN           | 340 | 391 | 15%  |
| Houston County, MN           | 227 | 385 | 70%  |
| Stevens County, MN           | 253 | 367 | 45%  |
| Fillmore County, MN          | 269 | 364 | 35%  |
| Chippewa County, MN          | 291 | 354 | 22%  |
| Marshall County, MN          | 261 | 350 | 34%  |
| Todd County, MN              | 288 | 346 | 20%  |
| Wadena County, MN            | 255 | 343 | 35%  |
| Koochiching County, MN       | 228 | 340 | 49%  |
| Sibley County, MN            | 229 | 333 | 45%  |
| Roseau County, MN            | 268 | 327 | 22%  |
| Renville County, MN          | 231 | 321 | 39%  |
| Pipestone County, MN         | 229 | 302 | 32%  |
| Watonwan County, MN          | 221 | 291 | 32%  |
| Cottonwood County, MN        | 215 | 290 | 35%  |
| Faribault County, MN         | 217 | 290 | 34%  |
| Jackson County, MN           | 227 | 288 | 27%  |
| Wilkin County, MN            | 216 | 279 | 29%  |
| Pope County, MN              | 178 | 277 | 56%  |
| Rock County, MN              | 214 | 271 | 27%  |
| Kanabec County, MN           | 168 | 228 | 36%  |
| Yellow Medicine County, MN   | 163 | 200 | 23%  |
| Mahnomen County, MN          | 153 | 195 | 27%  |
| Swift County, MN             | 146 | 182 | 25%  |
| Murray County, MN            | 111 | 161 | 45%  |
| Norman County, MN            | 115 | 150 | 30%  |
| Big Stone County, MN         | 117 | 143 | 22%  |
| Kittson County, MN           | 83  | 116 | 40%  |
| Lac qui Parle County, MN     | 156 | 106 | -32% |
| Lake of the Woods County, MN | 111 | 97  | -13% |
| Clearwater County, MN        | 100 | 96  | -4%  |
| Lincoln County, MN           | 67  | 95  | 42%  |
| Grant County, MN             | 66  | 87  | 32%  |
| Traverse County, MN          | 70  | 78  | 11%  |
| Cook County, MN              | 46  | 67  | 46%  |
| Red Lake County, MN          | 27  | 23  | -15% |

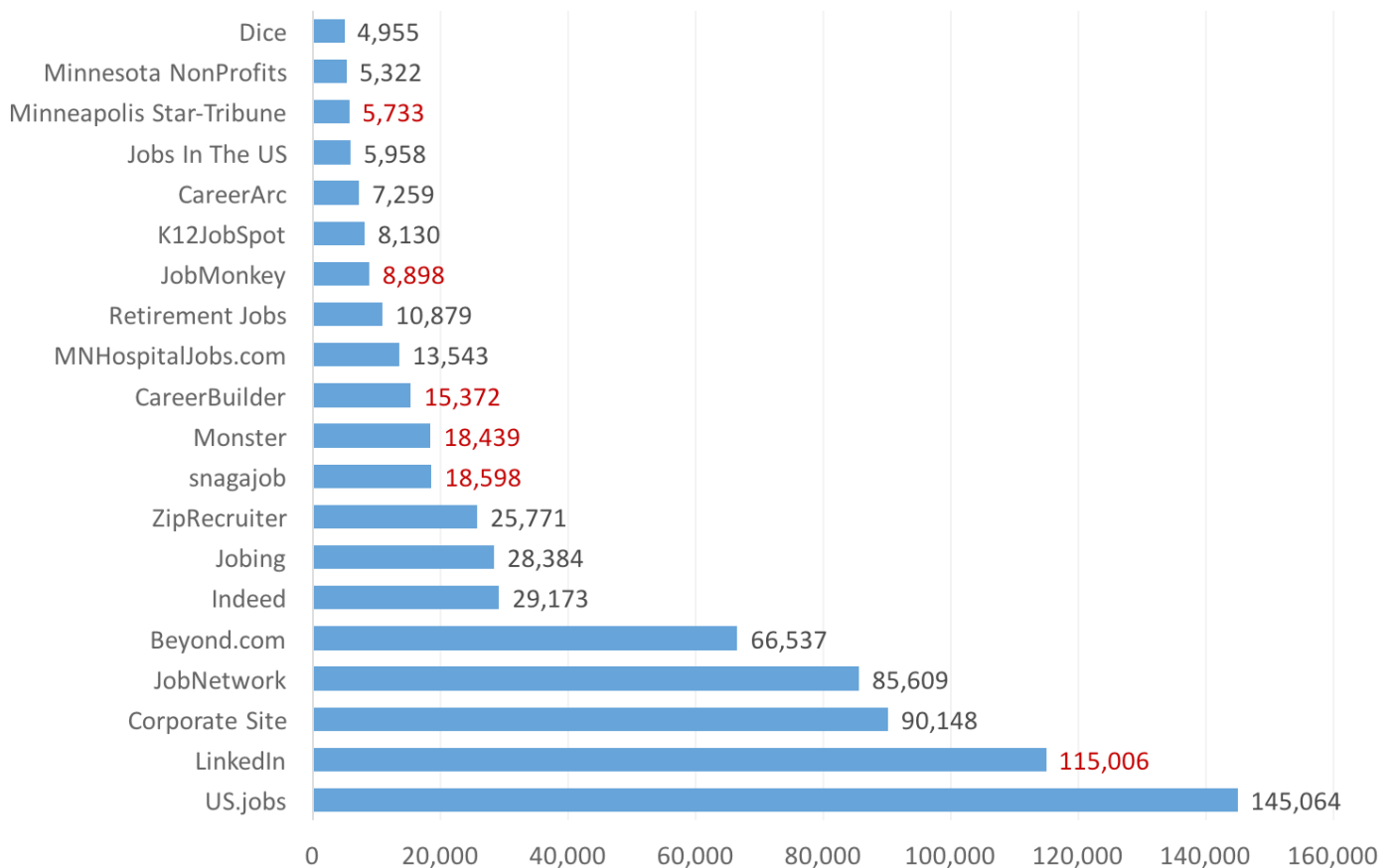
# Minnesota County Borders As of 2016



Not all counties have labels pictured due to space and map complexity.



# Number of Online Job Postings in Minnesota by Top 20 Sources First Quarter of 2016



**779,445 Total Jobs Posted Online**

**+20.13%**

Additional regional analysis could be done to analyze the use of regional job banks, discover the most popular job posting websites by region, and identify trends in how Minnesota employers advertise job vacancies. Geographic variations in specific education, skill, or experience requirements by occupation could also be explored.

The chart above illustrates real-time online job postings available through direct employers between 1/1/2016 and 3/29/2016 (excludes staffing firms and anonymous postings). Duplicate postings have been included to increase the accuracy of counts specific to each job source listed. Accessed 4:00pm on 3/29/2016 at [www.wantedanalytics.com](http://www.wantedanalytics.com).